

<p><b>BDI COFACE Ltd.</b>                  Vita Towers, 11 Ben-Gurion St. Bnei-Brak 5126015                  P.O.B 844 Bnei-Brak 5110801                  Tel. 972-3-5770333, Fax. 972-3-6160333                  E-mail: info@bdi.co.il</p>		<p>בי.די.איי - קופאס בע"מ                  מגדלי ויטה, ר"ח בן-גוריון 11, ב"ב 5126015                  ת.ד. 844, ב"ב 5110801                  טל. 03-5770333, פקס. 03-6160333                  www.bdi.co.il</p>
--	--	---

**Confidential - all data contained herein is non-transferable !**

## ISRAELI COMPANY1 PHOTO SUPPLIES & ELECTRONICS LTD 51-000000-0

Update Date: 19/07/2017

[Identification Details](#) | 
 [Executive Summary](#) | 
 [Registration, Management And Ownership Details](#) | 
 [Operations](#) | 
 [Financial Details](#) | 
 [External Sources Opinions](#) | 
 [Related Companies](#) | 
 [Additional Information](#) | 
 [General Evaluation](#)

### Identification Details [-] ↑

Company Name Identification Number Main office Telephone Telephone 2 Fax Web Site Email Founded Company Type Status Field Of Activity NACE	ISRAELI COMPANY1 PHOTO SUPPLIES & ELECTRONICS LTD 51-000000-0 92 Street1, 7777777 +972 (3) 1111111 +972 (3) 2222222 +972 (3) 3333333 <a href="http://israelicompany.co.il">israelicompany.co.il</a> <a href="mailto:israelicompany@gmail.com">israelicompany@gmail.com</a> 28/11/2001 Private Company Ltd. Active Operating stores for photographic purposes 5147
--	---


### Executive Summary [-] ↑

A SMALL PRIVATE COMPANY.  
 SOME PAYMENT LAGS WERE TRACED.  
 INFORMATION REGARDING SUBJECT WAS TRACED.

FOUNDED: 2001  
 REVENUES 2016: NIS 7,300,000  
 EMPLOYEES: 10

**The Company :**  
 Above Average Risk

7

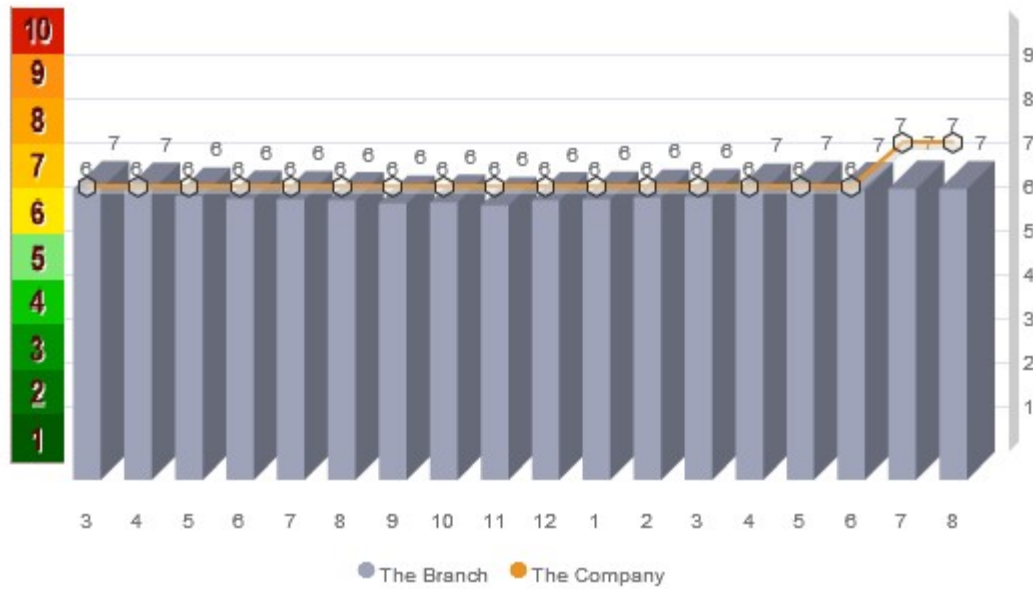


**Sector Risk Rating :**  
 Borderline Average Risk

6.6



### Company/Industry Rating Graph



**Registration, Management And Ownership Details**

**Description Of Registration, Management And Ownership Detail**

A PRIVATE COMPANY FOUNDED ON: 28/11/2001  
 LATEST REPORT FILED AT THE COMPANY REGISTRY IS DATED 22/05/2016  
 AUTHORIZED SHARE CAPITAL: NIS 100,000  
 ISSUED AND PAID IN SHARE CAPITAL: NIS 100  
 REGISTERED ADDRESS: 92 STREET1, 7777777

**Share Capital Table**

Share Type	Currency	Nominal Value	No. of Shares	Shares Issued	% Issued
Ordinary	New Israeli Sheqel	1	100,000.00	100.00	0.10%

Update Date : 19/08/2017

**According to the Company Registry, shareholders are :**

Name	Address	I.D./Register num	Ordinary
owner1 privatename1	11 street2, city1 99999	44444444-6	100.00%

**Registered Directors**

Director Name	I.D.	Address	Title	Appointment Date
owner1 privatename1	44444444-6	11 street2, city1 99999	Director/Manager	28/11/2001

**Managers**

Manager Name	Title
--------------	-------

owner1 privatename1 | CEO

**Operations**

OPERATING STORES FOR PHOTOGRAPHIC PURPOSES.

**Vehicles and Employees:**

As of 2017: Number of employees 10

**Purchases Distribution:**ISRAEL  
FOREIGN**Local Suppliers:**

S.P.E. ELECTRONICS & PHOTOGRAPHY LTD	51-187277-2
SEMICOM LEXIS LTD	51-136495-2
SHIMONI GROUP OF COMPANIES LTD	51-023096-4
DELTA DIGITAL LTD	51-207406-3
EUROCOM DIGITAL COMMUNICATIONS LTD	51-110814-4
I. GIL CARMEL AGENCIES & DISTRIBUTION LTD	51-339345-4
KAMERA 4 U	01-434371-9
SHAI QUALITY PRODUCTS LTD	51-167949-0
BENDA MAGNETIC LIMITED	51-119570-3
AMTEL COMPUTERS LTD.	51-175479-8
B. ZUKERMAN IMPORT & EXPORT LTD.	51-257055-7
COMPUTER C DATA LTD	51-333118-1
E BOOK SHOP	31-425281-8
GETTER GROUP LTD	52-004232-6
I-DIGITAL STORE LTD	51-413567-2

**Terms**

EOM+30 DAYS

**Sales Distribution:**

ISRAEL 100%

**Local Clients:**

PRIVATE INDIVIDUALS.

**Terms**

CASH, CREDIT CARDS.

**Service Providers:**

PARTNER COMMUNICATIONS COMPANY LTD. ( Service provider )	52-004431-4
L.M.D TELECOMM LTD ( Service provider )	51-485995-8

**Premises:**

Main office, 92 Street1, 7777777  
 Business: +972 (3) 1111111 Business 2: +972 (3) 2222222  
 Fax: +972 (3) 3333333 Cellular: +972 (050) 5555555

**Financial Details****Summary Of Financial Details**

FULL FINANCIAL FIGURES WERE NOT AVAILABLE.  
SUBJECT IS NOT OBLIGED TO FILE FINANCIAL STATEMENTS FOR PUBLIC VIEWING.  
THE FOLLOWING FIGURES WERE PROVIDED BY MANAGEMENT:

## REVENUES:

NIS 6,188,249 (2014)

NIS 6,666,208 (2015)

NIS 7,282,149 (2016)

## FOLLOWING ARE SUBJECT'S FINANCIAL STATEMENTS:

## Balance Sheet

Balance Sheet Audited in NIS	12/2015		12/2014		% Change 12/2014 12/2015
		%		%	
Cash	478,506	17.4	460,496	22.9	4
Trade receivables	684,291	24.8	271,303	13.5	152
Notes receivable	241,504	8.8	128,824	6.4	87
Inventories	1,257,058	45.6	1,035,427	51.5	21
<b>Total current assets</b>	<b>2,661,359</b>	<b>96.6</b>	<b>1,896,050</b>	<b>94.2</b>	<b>40</b>
Net fixed assets	92,910	3.4	116,227	5.8	-20
<b>Total Assets</b>	<b>2,754,269</b>	<b>100.0</b>	<b>2,012,277</b>	<b>100.0</b>	<b>37</b>
Banks	304,345	11.0	289,997	14.4	5
Current maturities	271,231	9.8	282,851	14.1	-4
Trade payables	803,264	29.2	1,295,072	64.4	-38
Notes payable	1,259,549	45.7	406,618	20.2	210
Other payables	80,093	2.9	8,029	0.4	898
governmental institutions	50,604	1.8	33,280	1.7	52
<b>Total current liabilities</b>	<b>2,769,086</b>	<b>100.5</b>	<b>2,315,847</b>	<b>115.1</b>	<b>20</b>
Long term liabilities	543,847	19.7	261,292	13.0	108
Provisions	211,249	7.7	439,609	21.8	-52
Share capital	100		100		
Retained earnings	-770,013		-1,004,571		
<b>Total Liabilities + Equity</b>	<b>2,754,269</b>	<b>100.0</b>	<b>2,012,277</b>	<b>100.0</b>	<b>37</b>

## Profit And Loss

Income Statement Audited in NIS	01/2015 12/2015		01/2014 12/2014		% Change 12/2014 12/2015
		%		%	
Domestic sales	6,666,208	100.0	6,188,249	100.0	8
<b>Total revenues</b>	<b>6,666,208</b>	<b>100.0</b>	<b>6,188,249</b>	<b>100.0</b>	<b>8</b>
Cost of sales	4,803,233	72.1	4,266,076	68.9	13
<b>Gross profit</b>	<b>1,862,975</b>	<b>27.9</b>	<b>1,922,173</b>	<b>31.1</b>	<b>-3</b>
G & A, Marketing & sales	1,509,162	22.6	1,891,619	30.6	-20

<b>Operating profit</b>	<b>353,813</b>	<b>5.3</b>	<b>30,554</b>	<b>0.5</b>	<b>1,058</b>
Finance expense	119,255	1.8	96,503	1.6	24
<b>Profit (Loss) before tax</b>	<b>234,558</b>	<b>3.5</b>	<b>-65,949</b>		
<b>Net profit (Loss)</b>	<b>234,558</b>	<b>3.5</b>	<b>-65,949</b>		

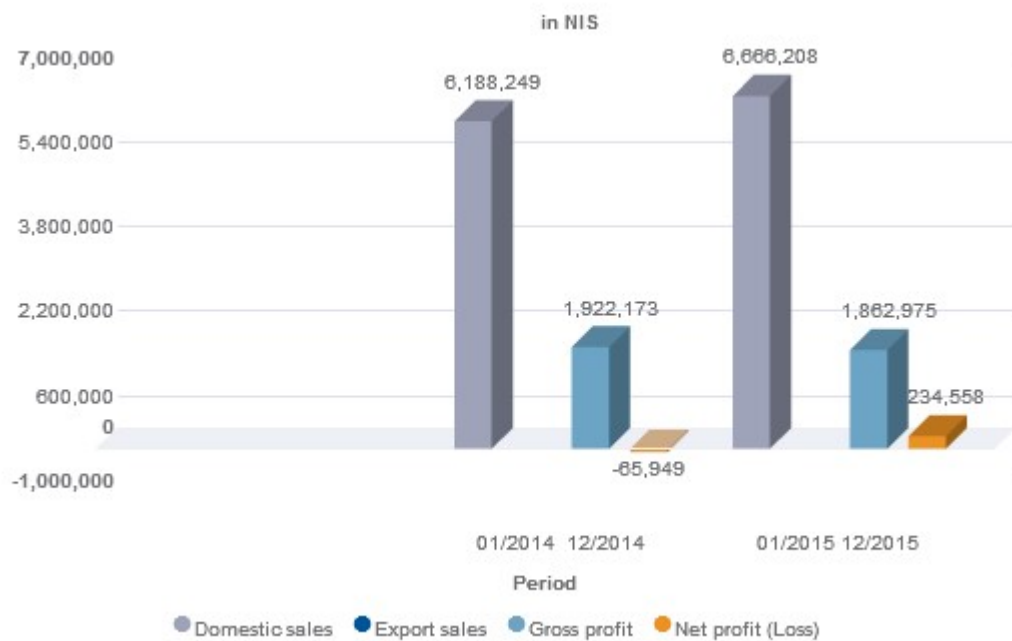
### Trial Profit And Loss

<b>Income Statement Trial in NIS</b>	<b>01/2016 12/2016</b>
domestic sales	7,282,149
<b>total revenues</b>	<b>7,282,149</b>
purchases	5,214,164
salary expense	1,185,088
selling & administrative expenses	632,091
finance expenses	115,127
<b>difference</b>	<b>135,679</b>

### Financial Ratios

<b>Financial Ratios Audited</b>	<b>01/2015 12/2015</b>	<b>01/2014 12/2014</b>
Quick ratio	0.51	0.37
Current ratio	0.96	0.82
Equity / Total Assets	-27.95%	-49.92%
Gross profit margin	27.95%	31.06%
Oper. profit margin	5.31%	0.49%
% Profit before tax	3.52%	-1.07%

[Profitability Graph](#)



**External Sources Opinions**

**Payments**

SOME PAYMENT LAGS WERE TRACED.  
 PAYMENT EXPERIENCE OF UP TO NIS 20,000 (PER SUPPLIER PER MONTH) WAS TRACED.

**Banks Accounts**

Israel Discount Bank Ltd. NEOT SHOSHANIM, HOLON , (103) - account 111111  
 Bank Otsar Hahayal Ltd. Holon , (382) - account 1111666666

THE ABOVE MENTIONED ACCOUNT NUMBERS ARE NOT RESTRICTED BY THE BANK OF ISRAEL.  
 ACCORDING TO REGISTERED CHARGES, SUBJECT HAS HAD DEALINGS WITH BANK LEUMI;  
 FURTHER DETAILS WERE NOT OBTAINED.

**Related Companies**

**List Of Related Companies**

**ISRAELI COMPANY2 DIGITAL PHOTO SUPPLIES & ELECTRONICS LTD**

Identification Num 51-888888-9  
 Founded 04/05/2004  
 City Holon  
 Previous Name ISRAELI COMPANY1 PHOTO SUPPLIES & ELECTRONICS LTD

**Ownership Registration**

According to the Company Registry , shareholders

are :	I.D./Register num	Ordinary
owner1 privatename1	44444444-6	100.00%

**owner1 privatename1 - company2**

Identification Num 05-333333-6  
 Founded 01/01/2000  
 City

**Ownership Registration**

Shareholders reportedly include: I.D./Register num

owner1 privatename1

44444444-6

**Additional Information**



**Red Lights™® and additional information**

A check against Business Data's **Red Lights™® and additional information** revealed registrations against the company ISRAELI COMPANY1 PHOTO SUPPLIES & ELECTRONICS LTD:

13/07/2017      Supplier      Report on payment lag.

The Red Lights section includes information on the opening of legal actions, and does not necessarily include updates to the status of those actions.

**General Information**

NO RELEVANT PRESS INFORMATION FOUND.

**List Of Registered Charges**

4 UNLIMITED CHARGES AND 1 LIMITED CHARGES (LIMITED TO NIS 87,500) WERE LISTED AT THE COMPANY REGISTRY IN FAVOR OF LOCAL BANKS.

**General Evaluation**



The Company :  
Above Average Risk

7

Low risk	Normal risk			Average		Above average		High risk	Cash only	Not rated
1	2	3	4	5	6	7	8	9	10	

————— End Of Report —————

THIS REPORT IS FURNISHED BY **cofaceBDI** IN STRICT CONFIDENCE AT YOUR REQUEST.  
IT MAY NOT BE REPRODUCED IN WHOLE OR IN PART IN ANY FORM OR MANNER WHATEVER.

**cofaceBDI** Vita Towers, 11 Ben-Gurion st. Bnei-Brak 5126015, Tel. 972-3-5770333, Fax. 972-3-6160333, info@bdi.co.il

Creation date 20-08-2017 06:57 006 - 52957 All rights reserved to BDI COFACE Ltd©. This material may not be copied, reproduced or distributed.